



# INSTALLATION, OPERATION & MAINTENANCE MANUAL



**MODEL:**

**ROT-4500**

**4,500 LB CAPACITY AUTOMOTIVE ROTISSERIE**



**FOLLOW THIS MANUAL CAREFULLY TO ENSURE THE EQUIPMENT WILL FUNCTION CORRECTLY AND PROVIDE MANY YEARS OF DEPENDABLE SERVICE. FAILURE TO FOLLOW THESE INSTRUCTIONS AND SAFETY WARNINGS MAY RESULT IN PERSONAL INJURY OR PROPERTY DAMAGE. KEEP THIS MANUAL IN A SAFE DRY PLACE FOR FUTURE REFERENCE.**



**TITAN MARKETING, LLC**

PO Box 7069 Greenwood, IN 46142  
1.888.908-4826 FAX (317) 215.2770  
[www.titanlifts.com](http://www.titanlifts.com)

To Our Valued Customers:

Thank you for purchasing a Titan Lifts® product. We hope this high quality equipment provides you with years of dependable service.

It is unfortunate that rare situations may occur with the products you purchase from Titan Lifts®. We value your business as well as the trust you have and need to maintain your relationship with us. Titan Lifts® carries liability coverage that may protect our customers if a situation does occur. However, as in all accidents there must be proof of liability for a claim to be made. Our insurance company requires the following procedures be observed in order to consider a claim:

- A. The claimant must contact the Titan Lifts® distributor immediately with the facts of the situation.
- B. If any equipment is damaged, including vehicles or shop equipment, Titan Lifts® must be given the opportunity to send an impartial representative to the site for proper assessment of the situation.
- C. The Vehicle cannot be moved until either an impartial representative has reviewed the accident or clear and precise pictures are taken that reflect all the pertinent information for an impartial representative to be able to access the information from a distance. Titan Lifts® or its representatives must approve the pictures before anything can be moved.
- D. If any potential liability is determined on behalf of Titan Lifts®, two estimates must be submitted for damages to be reimbursed.

It is imperative that the claimant complies with these procedures, because without proper assessment of the situation a claim will be denied.

#### ARBITRATION NOTICE

The installation or use of this equipment shall constitute an acknowledgement that the user agrees to resolve any and all disputes or claims of any kind whatsoever, which relate in any way to the equipment, by way of binding arbitration, not litigation. No suit or legal action may be filed in any state or federal court. Any arbitration shall be governed by the Federal Arbitration Act, and administered by the American Mediation Association, Indianapolis Indiana. The maximum amount that an arbitrator may award and all damages shall not exceed the retail value of this equipment.

#### WARRANTY NOTICE

This equipment must be assembled and used in the manner according to the documentation provided to be covered by warranty.

Damaged or missing components must be reported within 72 hours of receipt to your freight carrier and to the distributor. Claims must be filed to cover cost.

If you have any questions or if we can be of any further assistance, please don't hesitate to contact a Titan Lifts® representative at 1-888-908-4826. Thank you for the opportunity to continue to serve your lift equipment needs.

# DESCRIPTION

This product should be used for repairing and maintaining automobiles. The vehicle can be lifted 49" and rotated 360°.

## SPECIFICATIONS

Max Height: 49"

Min Height: 21"

Max Length: 260"

Min Length: 121"

Width: 81"

Max Length Between Support Arms: 238"

Min Length Between Support Arms: 99"

## SAFETY PRECAUTIONS

1. **DO NOT** exceed the rated capacity of 4,500 lb
2. Stay clear of the equipment when lifting or lowering
3. Keep the area around the equipment clear of obstacles
4. **ALWAYS** use the safety lock on the equipment

Prior to working with Titan ROT-4500 rotisserie, always check for any obstructions that may interfere with the operation of the rotisserie such as: tools, air hoses, shop equipment, etc. These are generic instructions, please keep in mind there are different ways to hook up the same vehicle. Make sure to properly secure and balance vehicles center of gravity before using the rotisserie unit.

**NOTE:** There are no set rules when hooking up a vehicle. Make sure to utilize the structural mounting points on the vehicle.



**CAUTION:** IF YOU ATTEMPT TO ROTATE AN UNBALANCED VEHICLE YOU RISK INJURY, AN UNSAFE SITUATION, AND POSSIBLE DAMAGE TO YOUR VEHICLE.



**WARNING:** BEFORE OPERATING THE EQUIPMENT, MAKE SURE THAT ALL THE HARDWARE IS SECURE AND THAT EACH UNIT HAS BEEN TESTED PROPERLY.



**WARNING:** READ ENTIRE MANUAL AND COMPLY WITH ALL SAFETY AND SERVICE PRECAUTIONS. DEATH, PERSONAL INJURY AND / OR PROPERTY DAMAGE MAY OCCUR IF INSTRUCTIONS ARE NOT FOLLOWED CAREFULLY.

# **TOOLS**

## **THE FOLLOWING TOOLS ARE NEEDED FOR PROPER ASSEMBLY**

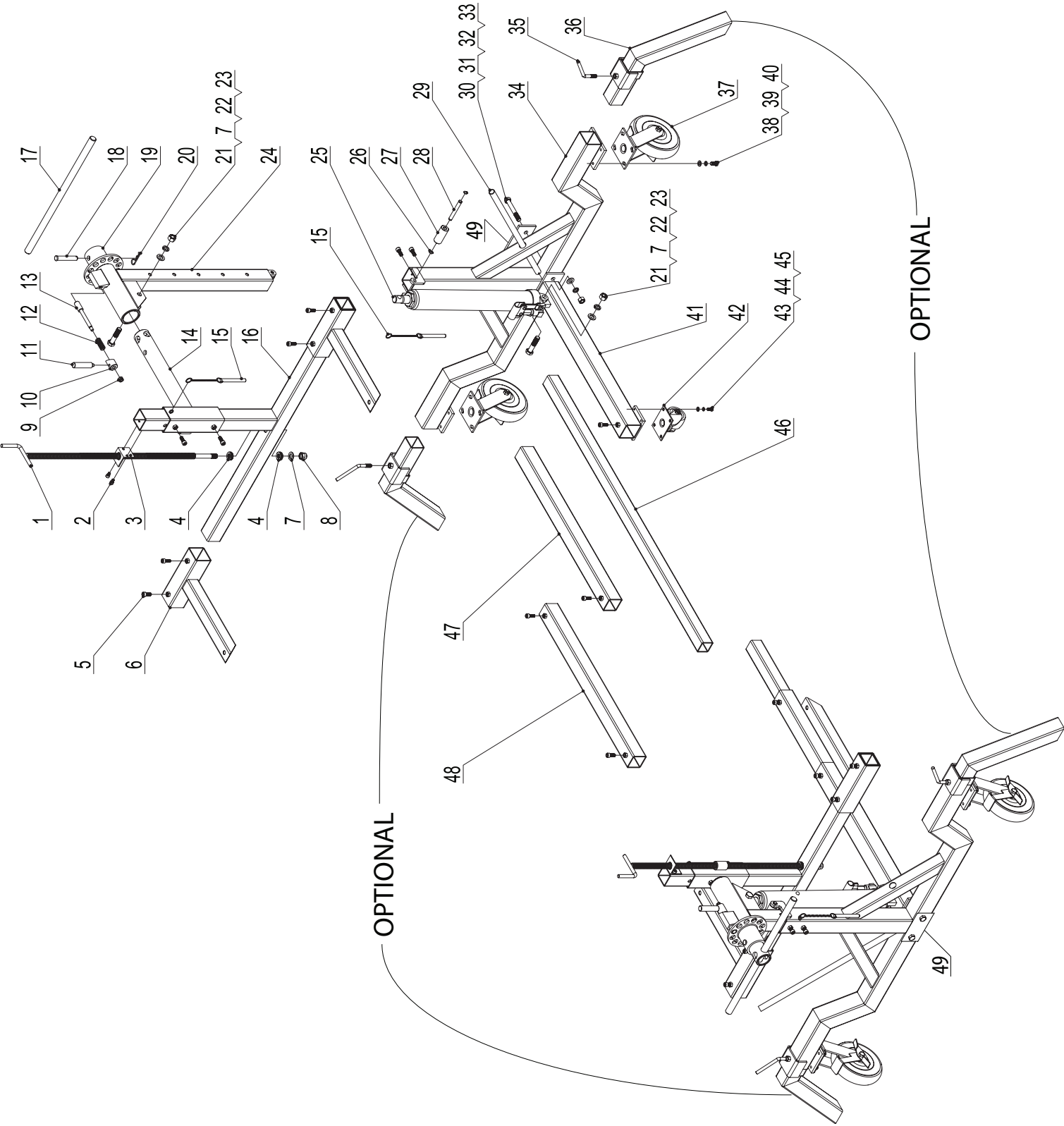
1. Knife
2. Ratchet
3. 13mm socket/wrench
4. 17mm socket/wrench
5. 21mm socket/wrench
6. 24mm socket/wrench
7. 6mm allen wrench
8. 8mm allen wrench
9. 3" extension if using socket set

# **INSTALLATION**

## **ASSEMBLY (REFER TO PARTS LIST)**

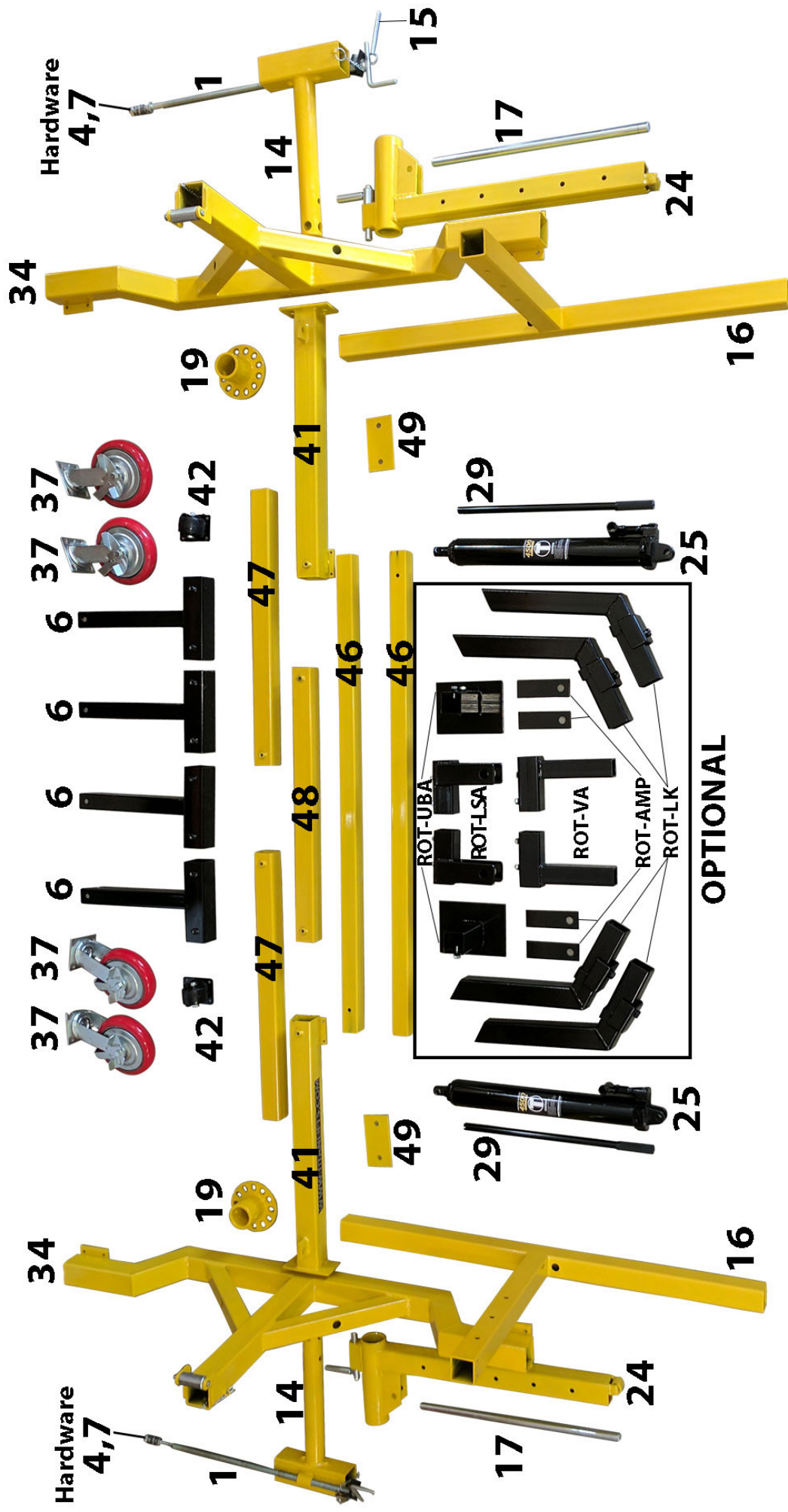
1. Unpack all components
2. Attach one #41 Main Connecting Rod to each #34 Main Stand using hardware #30-33 – PLACE BOLTS THROUGH SUPPORT PLATE #49 PRIOR TO PUSHING THROUGH #34
3. Attach two #37 8" Casters to each #34 Main Stand using hardware #38-40
4. Attach one #42 3" Caster to each #41 Main Connecting Rod using hardware #43-45
5. Insert one #47 Connecting Rod into each #41 Main Connecting Rod
6. Insert one #46 Extending Rod into each #47 Connecting Rod
7. Insert the other end of each #46 Extending rod into #48 intermediate Connecting Rod
8. Attach one #25 Hydraulic Cylinder to each #34 Main Stand using hardware #7, 21-23
9. Insert one #24 Lifting Stand into each #34 Main Stand
10. Insert one #14 Rotating Stand into each #24 Lifting Stand
11. Slide one #19 Locking plate onto each #14 Rotating Stand and attach using hardware #18, 20
12. Remove hardware #4, 7, 8 from each #1 Adjust Screw Rod
13. Insert one #16 Stand into each #14 Rotating Stand
14. Place one set of hardware #7, 4, 7 onto #1 Adjust Screw Rod before pushing #1 through hole in #16 Stand
15. Place second set of hardware #7, 4, 7 onto #1 Adjust Screw Rod and secure using hardware #8 – **DO NOT OVERTIGHTEN**
16. Attach #3 Screw Rod Stand to #16 Stand using hardware #2
17. Slide two #6 Movable Stand onto each #16 Stand
18. Loosely attach twenty two #5 Screw into each respective set screw welded nut for use as needed
19. Re-check all hardware and test each #25 Hydraulic Cylinder prior to each use

# PARTS DIAGRAM



# PARTS LIST

NO.	DESCRIPTION	QTY	NO.	DESCRIPTION	QTY
1	Adjust Screw Rod	2	25	Hydraulic Cylinder	2
2	Screw M8*12	4	26	Circlip	4
3	Screw Rod Stand	2	27	Guide Sleeve	2
4	Bearing	4	28	Guide Spindle	2
5	Screw M10*25	22	29	Operation Handle	2
6	Movable Stand	4	30	Bolt M14*100	4
7	Flat Washer Φ16	6	31	Flat Washer Φ14	4
8	Lock Nut M16	2	32	Lock Washer Φ14	4
9	Lock Nut M10	2	33	Lock Nut M14	4
10	Wedge Handle Seat	2	34	Main Stand	2
11	Handle	2	35	Set Screw	4
12	Spring	2	36	Steel Feet	4
13	Locking Pin	2	37	8" Caster	4
14	Rotating Stand	2	38	Bolt M10*20	16
15	Chain Pin	4	39	Lock Washer Φ10	16
16	Stand	2	40	Flat Washer Φ10	16
17	17 Turning Handle	2	41	Main Connecting Rod	2
18	Connecting Pin	2	42	3" Caster	2
19	Locking Plate	2	43	Bolt M8*16	8
20	R-pin	2	44	Lock Washer Φ8	8
21	Bolt M16*70	4	45	Flat Washer Φ8	8
22	Lock Washer Φ16	4	46	Extending Rod	2
23	Nut M16	4	47	Connecting Rod	2
24	Lifting Stand	2	48	Intermediate Connecting Rod	1
			49	Plate	2



**35 (For optional ROT-LK)**



**2**



**44**



**45**



**43**



**30**



**38**




**40**



**39**



**18**



**18**

**20**



**21**

**23**



**22**



**7**



**33**



**32**



**31**



**5**



# WARRANTY REGISTRATION

In order to utilize the warranty on this Titan Lifts product, you must register your product with us. The simplest way to do this is to visit [TITANLIFTS.COM/WARRANTIES](https://titanlifts.com/warranties) and submit your information online. If you prefer to send your information through the mail, please fill out the form below and send this page to us at :

**Titan Lifts  
PO Box 7069  
Greenwood, IN 46142**

EQUIPMENT MODEL: \_\_\_\_\_ SERIAL NUMBER: \_\_\_\_\_  
TYPE OF POWER UNIT: \_\_\_\_\_ SERIAL NUMBER: \_\_\_\_\_  
DATE OF PURCHASE: \_\_\_\_\_  
PLACE PURCHASED: \_\_\_\_\_  
NAME: \_\_\_\_\_  
STREET: \_\_\_\_\_  
CITY, STATE, ZIP: \_\_\_\_\_  
PHONE: \_\_\_\_\_  
EMAIL: \_\_\_\_\_

☐ [OPT OUT OF PROMOTIONS](#)



In order to receive your warranty, return this card  
or visit [TITANLIFTS.COM/WARRANTIES](https://titanlifts.com/warranties) within 30 days.



**Products May Be  
Upgraded Without Notice  
Please Visit**

**WWW.TITANLIFTS.COM**

**For The Latest Version Of  
This Manual**



## LIMITED WARRANTY

The **Titan 2 Post lifts, 4 Post lifts and Bridge Jacks** are backed by a standard **1-year** replacement parts warranty and a **5-year** structural warranty from the date of purchase, to the original purchaser only. The **1-year** replacement parts warranty covers power units, hydraulic cylinders, and all other assembly components such as, but not limited to: turn plates, slip plates, cables, chains, valves, switches etc. This does not cover normal wear items such as, but not limited to: rubber lifting pads and nylon slide blocks. Titan Elite model lifts have been discontinued but still qualify under the same terms as shown above.

**Titan SL-6600 Scissor Lifts and PREMIER Series 2 Post Lifts** are backed by a **2-year** replacement parts warranty and a **5-year** structural warranty from the date of purchase, to the original purchaser only. The **2-year** replacement parts warranty covers power units, hydraulic cylinders, and all other assembly components such as, but not limited to: valves, switches, capacitors etc. This does not cover normal wear items such as, but not limited to: rubber lifting pads, nylon slide blocks and rubber arm pads.

**Titan MRL-6000 Scissor lifts** are backed by a standard **1-year** replacement parts warranty and a **5-year** structural warranty from the date of purchase, to the original purchaser only. The **1-year** replacement parts warranty covers power units, hydraulic cylinders, and all other assembly components such as, but not limited to: valves, switches, capacitors etc. This does not cover normal wear items such as but not limited to rubber lifting pads.

**Titan ROT-4500 Rotisseries** are backed by a standard **1-year** replacement parts warranty from the date of purchase, to the original purchaser only. The **1-year** replacement parts warranty covers components such as, but not limited to: hydraulic cylinders, caster assemblies, bearings etc. This does not cover normal wear items such as, but not limited to, mounting adapters.

**Titan Standard Duty and Heavy Duty motorcycle lifts** are backed by a standard **1-year** replacement parts warranty from the date of purchase, to the original purchaser only. The **1-year** replacement parts warranty covers power units, hydraulic cylinders, pneumatic cylinders, and all other assembly components such as, but not limited to: cables, caster wheels, valves, switches, wheel vises etc. This does not cover normal wear items such as, but not limited to: rubber wheel vise pads.

**Titan Light Duty motorcycle lifts** are warrantied for replacement parts only to the original purchaser for a period of **90 days** from the date of purchase. This **90 day** replacement parts warranty covers items such as, but not limited to: hydraulic cylinder, casters, pedal assemblies, wheel vises etc. This does not cover normal wear items such as, but not limited to: rubber wheel vise pads.

**Titan Bulldog Moto Cradle Wheel Chock** is warrantied for replacement parts, only to the original purchaser, for a period of **2-years** from the date of purchase.

**XL Tool by Titan Wheel Service Machines and Helper Arm Assemblies** are backed by a standard **1-year** replacement parts warranty from the date of purchase, to the original purchaser only. The **1-year** replacement parts warranty covers internal boards, motors, pneumatic cylinders, and all other assembly components such as, but not limited to: cabinet, switches, valves, fittings etc. This does not cover normal wear items such as but not limited to: rubber pads, jaw protectors, air hoses, quick nut assemblies.

**Titan shop equipment products and accessories** are warrantied for replacement parts only to the original purchaser for a period of **90 days** from the date of purchase. This **90 day** replacement parts warranty covers products such as but not limited to: EZ -Mover Jacks, Mini Jacks, tie down products, wheel service accessories, Bulldog Moto Cradle Wheel Chock accessories, dollies, stands, Multi-purpose Jacks, etc.

**Titan TJ1T, FJ2T, and FJ3T** are warrantied for replacement parts only to the original purchaser for a period of **1 year** from the date of purchase.

**All non-serialized items** will require proof of purchase in the form of a sales receipt from an authorized Titan Lifts dealer showing the date of purchase for any warranty consideration.

For **all** warranty considerations, Titan Marketing, LLC will supply replacement parts only during the warranty period. The original purchaser is responsible for all shipping, handling, and any labor charges incurred. Hydraulic/Pneumatic cylinders may qualify for exchange under warranty if reported within the first 30 days from date of sale. After the first 30 days from date of sale, a seal kit and installation instructions will be sent for cylinder repairs. All defective parts must be returned to Titan for inspection and examination. Any parts that are found to be defective will be replaced or repaired to proper working order. Other items not listed above may be considered general wear parts and therefore, will not be covered under warranty. These warranties **do not** extend to **defects** caused by ordinary wear, abuse, misuse, shipping damage, improper installation, voltage or lack of required maintenance. Titan Marketing, LLC is **not** to be held responsible for any **failure** that results from an accident, purchaser/operator abuse, neglect, or failure to operate products in accordance with instructions provided in the owner's manual(s) supplied. Damage caused by rain, excessive humidity, corrosive environments or other contaminants are not covered under warranty. **THESE WARRANTIES DO NOT EXTEND TO ANY COSMETIC DEFECT NOT INTERFERING WITH EQUIPMENT FUNCTIONALITY OR ANY INCIDENTAL, INDIRECT, OR CONSEQUENTIAL LOSS, DAMAGE, OR EXPENSE THAT MAY RESULT FROM ANY DEFECT, FAILURE OR MALFUNCTION OF A TITAN MARKETING LLC PRODUCT OR THE BREACH OR DELAY IN PERFORMANCE OF THE WARRANTY.**



## **WARNING**



The warnings, precautions and instructions in this manual cannot cover all possible conditions and situations that may occur. The operator must understand that the operator must supply common sense and examine caution factors when using this product to determine safety in all circumstances being used.



**TITAN MARKETING, LLC**

PO Box 7069 Greenwood, IN 46142  
1.888.908-4826 FAX (317) 215.2770  
[www.titanlifts.com](http://www.titanlifts.com)

**Patent No.: US 8,104,588 B2  
CA 2,729,670**

**12/20/19**